



SAFETY IS IN YOUR HANDS.
EVERY DIG. EVERY TIME.



CHECK
THE BOX®



1.4
EXPLOSIVE

1005
2

Emergency Plans

§192.615

WARNING
PIPELINE
IN AN EMERGENCY CALL



§192.615(a) Written Procedures

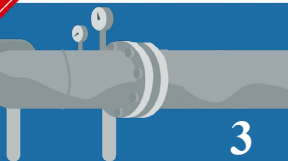
- Minimize the hazard resulting from a gas pipeline emergency



Receiving, Identifying and Classifying

§192.615(a)

- Notices of Events which Require Immediate Response by the Operator



§192.615(a)(1) Receiving

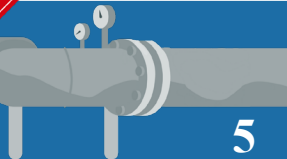
- 24-Hour Telephone Number
- 1-800 Number
- Gas company – day
- Police department – night



Identifying

§192.615(a)(1)

- Questions



Identifying

§192.615(a)(1)

- Instructions?
 - Check this
 - Do this
 - Then this
 - Call them
 - Fix this



Classifying

§192.615(a)(1)

- Priority 1
 - Immediate Response
- Priority 2
 - Next Available Man
- Priority 3
 - Within 2 Hours



Adequate Means of Communication

§192.615(a)(2)

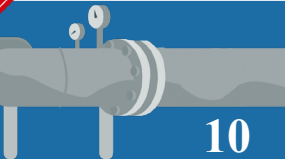
- Current Telephone Numbers
 - Fire
 - Police
 - 911
 - Other officials



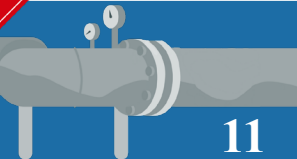
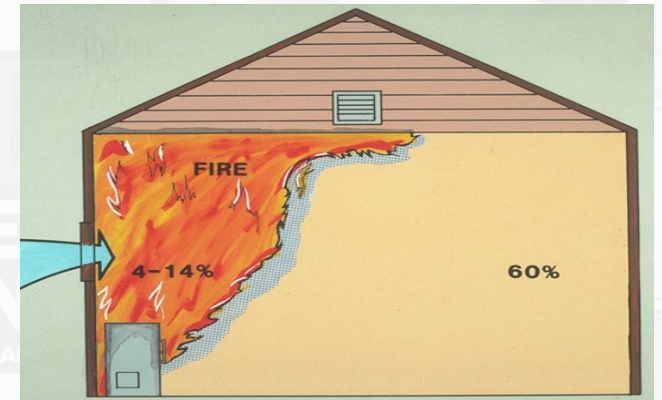


Prompt and Effective Response

§192.615(a)(3)(i)

- Prompt and effective response to a notice of each type of emergency, including the following:
 - Gas detected inside or near a building



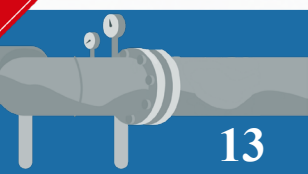
Understanding Natural Gas



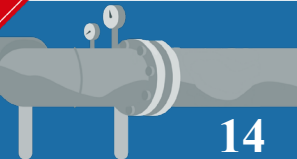
§192.615(a)(3)(ii) Fire



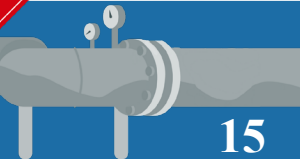
§192.615(a)(3)(ii) Fire



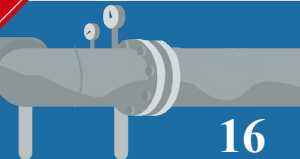
§192.615(a)(3)(iii) Explosion



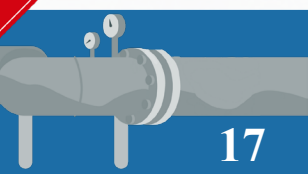
§192.615(a)(3)(iii) Explosion



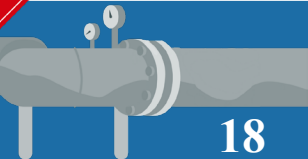
§192.615(a)(3)(iii) Explosion



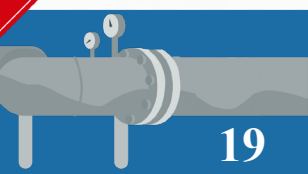
§192.615(a)(3)(iv) Natural Disaster



§192.615(a)(3)(iv) Natural Disaster



§192.615(a)(3)(iv) Natural Disaster



§192.615(a)(3)(iv) Natural Disaster



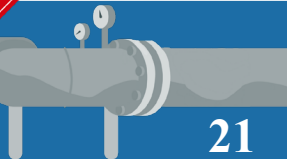
§192.615(a)(4)

- The availability of personnel, equipment, tools and materials as needed at the scene of an emergency



EXPLOSIVE

*
1



§192.615(a)(5)

- Actions directed toward protecting people first and then property



§192.615(a)(6)

- Emergency shutdown and pressure reduction in any section of the operator's pipeline system necessary to minimize hazards to life or property



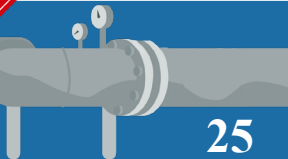
§192.615(a)(7)

- Making safe any actual or potential hazard to life or property




§192.615(a)(8) Planned Responses

- Pipeline emergencies
- Actual responses during an emergency
 - Fire
 - Police
 - 911
 - Public



§192.615(a)(9)

- Safely restoring any service outage



§192.615(a)(10) Failure Investigation

Begin action under
§192.617 as soon as
possible



§192.615(a)(11) Controllers

- What does a controller do in an emergency?



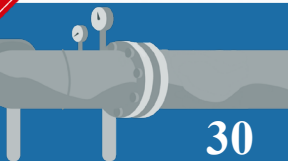
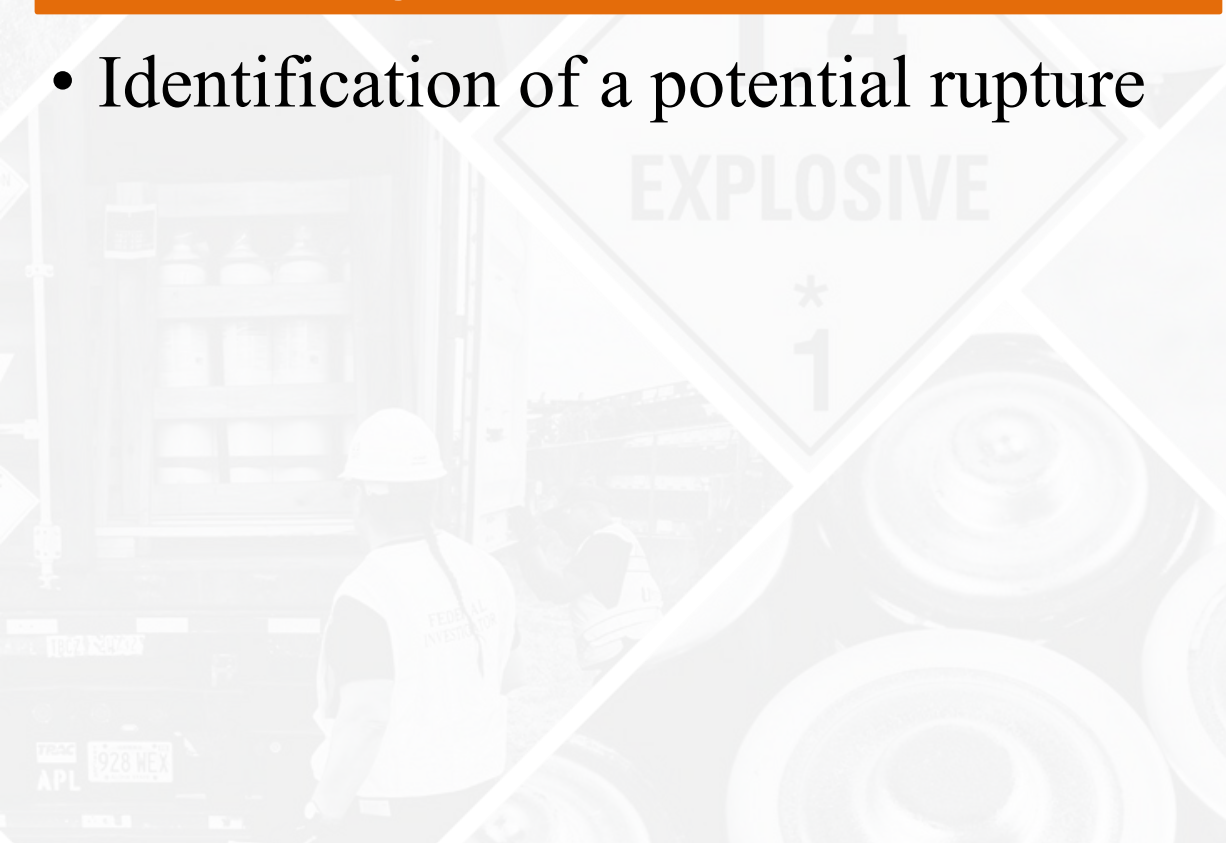
§192.615(a)(12) Notification of Rupture



Notification of Rupture

§192.615(a)(12)

- Identification of a potential rupture



§192.615(b)(1) Emergency Procedures

- Furnish supervisors* who are responsible for emergency action a copy of that portion of the latest edition of the Emergency Procedures



§192.615(b)(2) Training

- Operating personnel
- Knowledgeable of the Emergency Procedures
- Verify the training is effective



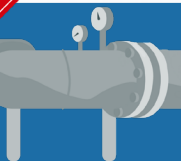
§192.615(b)(3)

- Review employee activities to determine whether the procedures were effectively followed in each emergency



§192.615(c)

- Each operator shall establish and maintain liaison with appropriate fire, police, 911, and other public officials to:

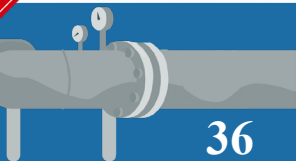


Liaison

- Learn what they can do for you
- Tell them what you can do for them
- Plan when they will be utilized
- Plan how to reduce the hazards working together



Emergency Plans



§192.617

- Minimize the possibility of recurrence





**SAFETY IS IN YOUR HANDS.
EVERY DIG. EVERY TIME.**



Thank You

